



Electrolux
PROFESSIONAL

Modular Cooking Range Line thermaline 90 - 400 mm Closed Work top, 1 Side

ITEM # _____

MODEL # _____

NAME # _____

SIS # _____

AIA # _____



589156 (MCNABAD000)

Closed work top, one-side
operated

Short Form Specification

Item No. _____

Closed work top, 400 mm wide, constructed according to DIN 18860_2 with 20 mm drop nose top. Internal frame for heavy duty sturdiness in 2 mm and 3 mm in 1.4301 (AISI 304). 2 mm top in 1.4301 (AISI 304). Flat surface construction, easily cleanable. THERMODUL connection system enables seamless worktop when units are connected and avoids soil penetrating. IPX5 water resistant certification.

Configuration: One-side operated top. The base needs to be supplied by the factory. Please include appropriate base.

Main Features

- All major components may be easily accessed from the front.
- THERMODUL connection system creates a seamless work top when units are connected to each other thus avoiding soil penetrating vital components and facilitating the removal of units in case of replacement or service.

Construction

- IPX5 water resistance certification.
- 2 mm top in 1.4301 (AISI 304).
- Flat surface construction with minimal hidden areas to easily clean all surfaces
- Internal frame for heavy duty sturdiness in 2 mm and 3 mm in 1.4301 (AISI 304).
- Unit constructed according to DIN 18860_2 with 20 mm drop nose top.

Optional Accessories

- | | | |
|---|------------|--------------------------|
| • Connecting rail kit, 900mm | PNC 912502 | <input type="checkbox"/> |
| • Portioning shelf, 400mm width | PNC 912522 | <input type="checkbox"/> |
| • Portioning shelf, 400mm width | PNC 912552 | <input type="checkbox"/> |
| • Folding shelf, 300x900mm | PNC 912581 | <input type="checkbox"/> |
| • Folding shelf, 400x900mm | PNC 912582 | <input type="checkbox"/> |
| • Fixed side shelf, 200x900mm | PNC 912589 | <input type="checkbox"/> |
| • Fixed side shelf, 300x900mm | PNC 912590 | <input type="checkbox"/> |
| • Fixed side shelf, 400x900mm | PNC 912591 | <input type="checkbox"/> |
| • Connecting rail kit, right | PNC 912975 | <input type="checkbox"/> |
| • Connecting rail kit, left | PNC 912976 | <input type="checkbox"/> |
| • Endrail kit, flush-fitting, left | PNC 913111 | <input type="checkbox"/> |
| • Endrail kit, flush-fitting, right | PNC 913112 | <input type="checkbox"/> |
| • Endrail kit (12mm) for thermaline 90 units, left | PNC 913202 | <input type="checkbox"/> |
| • Endrail kit (12mm) for thermaline 90 units, right | PNC 913203 | <input type="checkbox"/> |
| • T-connection rail for back to back installations without backsplash | PNC 913227 | <input type="checkbox"/> |
| • - NOT TRANSLATED - | PNC 913232 | <input type="checkbox"/> |
| • - NOT TRANSLATED - | PNC 913251 | <input type="checkbox"/> |
| • - NOT TRANSLATED - | PNC 913252 | <input type="checkbox"/> |
| • - NOT TRANSLATED - | PNC 913255 | <input type="checkbox"/> |
| • - NOT TRANSLATED - | PNC 913256 | <input type="checkbox"/> |

APPROVAL: _____




Experience the Excellence
www.electroluxprofessional.com



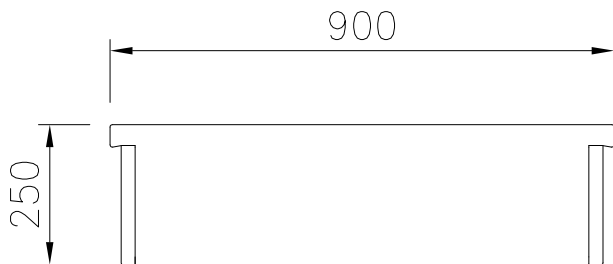
Electrolux
PROFESSIONAL

Modular Cooking Range Line thermaline 90 - 400 mm Closed Work top, 1 Side


Front



Side



Top



Key Information:

External dimensions, Width:

589156 (MCNABAD000) 400 mm

External dimensions, Depth: 900 mm

External dimensions, Height: 250 mm

Net weight: 21 kg

Modular Cooking Range Line
thermaline 90 - 400 mm Closed Work top, 1 Side

The company reserves the right to make modifications to the products
without prior notice. All information correct at time of printing.

2025.07.04